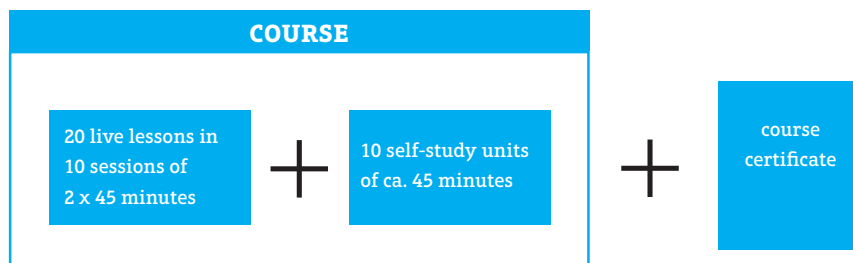


How to learn German with Lingoplanet

Welcome and thank you for booking a course with Lingoplanet. Everything at Lingoplanet is set up to make learning German easy and enjoyable for you. Here is a short introduction.

A **COURSE** consists of 20 live lessons held in 10 sessions of 2 x 45 minutes each, and of 10 self-study units. The self-study units are aligned with the live sessions and function as training and preparation.



We recommend that you follow this learning path:

1. Attend live sessions

- ✓ Find a quiet and comfortable place.
- ✓ Set up your microphone and camera 10 minutes before the start of your session.
- ✓ When your class starts be sure to turn your microphone and camera on

2. Train with self-study material

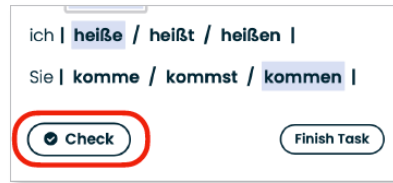
After completing a live session it's time to recap what you've just learned and prepare the next lesson with your self-study material on the Lingoplanet website. There is no fixed schedule, just go online any time you like. To do so, [simply log in on our website lingoplanet.live](https://lingoplanet.live), click on „Course“ and then chose the unit you want.

All self-study units are synchronized with the live sessions and the course book. They function best if you work your way through them chronologically and do one unit at a time.

Try to do all tasks of a self-study unit. It may take 45 Minutes or less, depending on your pace. You can stop whenever you run out of time or concentration and continue later. Also, you're free to repeat tasks as often as you wish.

3. How to get the most out of your self-study units

Whenever there is a „Check“ button below a task click this button first after completing the task. Only then click the button „Finish Task“. This way you make sure to earn your points for this task.

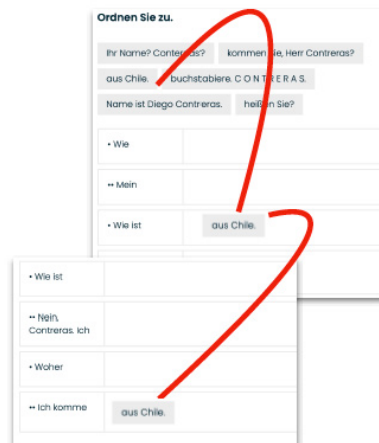


ich | heiße / heißt / heißen |
Sie | komme / kommst / kommen |

Check **Finish Task**

There are many tasks which require you to write bits of text. For a better user experience, we recommend using a computer or a tablet rather than solving the questions on a smartphone.

Depending on the size of your screen, when solving drag and drop tasks, you may have to drag an item to a temporary drop zone first and then scroll down and drag it to its final place.



Ordnen Sie zu.

Ihr Name? Contreras? | kommen Sie, Herr Contreras?
aus Chile | Buchstaben: C O N T R E R A S
Name ist Diego Contreras. | helfen Sie?

• Wie
→ Mein
• Wie ist | aus Chile

• Wie ist
→ Nein, Contreras, ich
• Woher
→ Ich komme | aus Chile

Have fun!

Your Lingoplanet Team

PS: Let us know if you need any help at germancourses@lingoplanet.live